

# JBC

[www.jbctools.com](http://www.jbctools.com)



## T210·T245·T470

### SOLDERING HANDPIECES

# T210-T245-T470 / SOLDERING HANDPIECES


**T210-A** Green grip Micro Handpiece (1,5m cable)

**T210-PA** Blue grip Micro handpiece

Use C210 cartridge range

**ESD Safe**

Connectable to **CD, DI, DD, DDR, DM** and **RM**



**T245-A** Green grip Handpiece (1,5m cable)

**T245-PA** Blue grip Handpiece

Use C245 cartridge range

**ESD Safe**

Connectable to **CD, DI, DD, DDR, DM, RM, HD** and **HDR**



**T245-NA** Nitrogen Handpiece (Green Grip) with set screw (1,5m cable)

Use C245 cartridge range

**KN Nitrogen Kit is needed**

**ESD Safe**

Connectable to **DI, DD, DDR, DM, RM**.



**T470-A** Soft Touch Handpiece (Green grip) with set screw (1,5m cable)

**T470-SA** Soft Touch Handpiece (Green grip) with set screw (3m cable)

Use C245 and C470 cartridge range

**ESD Safe**

Connectable to **CD, DI, DD, DDR, DM, RM, HD** and **HDR**



**T470-FA** Foamed Comfort Handpiece (Green grip) with set screw (1,5m cable)

**T470-MA** Foamed Comfort Handpiece (Green grip) with set crew (3m cable)


Use C245 and C470 cartridge range

**Not ESD Safe**

Connectable to **CD, DI, DD, DDR, DM, RM, HD** and **HDR**




## CHANGING THE HANDPIECE'S CARTRIDGE



1. Place the handpiece in the extractor and remove the cartridge.

2. Place the handpiece on top of the new cartridge, press it slightly down and remove the handpiece from the extractor.



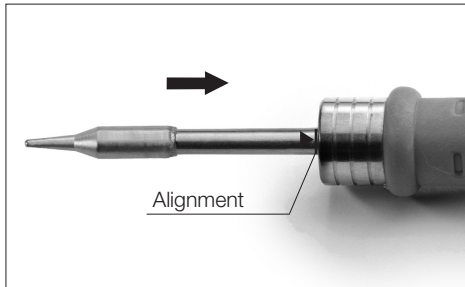
Press the cartridge into the opening A, B or C:

**A.** For straight C210 cartridges.

**B.** For curved C210 cartridges.

**C.** For C245 cartridges.

## CHANGING THE HANDPIECE'S CARTRIDGE



### Important.

It is essential to insert the cartridge till the end for a good connection. Use the mark as reference.

Nitrogen handpiece T245-NA:  
Extract the nozzle before changing the cartridge.



Untight the screw before changing the cartridge and tight again once the cartridge is properly inserted.

**T470** and **T245-NA** with set screw.

**WARNING:** It is essential to tighten this screw for the tool to function.

## ACCESSORIES

### Fume extractor

Specially designed for the JBC Series T210, T245 and T470 handpieces. Easily clips onto the handpiece and can be quickly removed for easy maintenance.

For **T245** and **T470** Handpiece:  
Ref.F3435

For **T210** Handpiece  
Ref.F3450




### CC8200 Cable collector

Use to declutter work bench.



## MAINTENANCE

We recommend periodic cleaning of the metal ring and handpiece support using a solvent. Due to the nature of its use, the handpiece has a limited life and may require replacing.



## TECHNICAL SPECIFICATIONS

---

### HANDPIECES

- **T210-A** Micro Handpiece.

For high precision work, SMD, etc.

- **T210-PA** Blue grip Micro Handpiece.

For accuracy soldering work and leaded jobs .

- **T245-A** Handpiece.

For general soldering work.

- **T245-PA** Blue handpiece.

For general soldering work and leaded jobs.

- **T470-A / T470-SA** Handpiece.

For heavy duty soldering applications.

- **T470-FA / T470-MA** Comfort Handpiece.

Thermally insulated for high thermal demand and prolonged heavy duty soldering applications.



This product should not be  
thrown in the garbage.

# JBC

---

### WARRANTY

JBC's 2 years warranty guarantees this equipment against all manufacturing defects, covering the replacement of defective parts and all necessary labour.

Warranty does not cover product wear due to use or mis-use.

In order for the warranty to be valid, equipment must be returned, postage paid, to the dealer where it was purchased enclosing this fully filled in, sheet.

---

SERIAL N°

---

STAMP OF DEALER

---

DATE OF PURCHASE

---

**www.jbctools.com**

0008787-0713